

The Scientific Journal of
CosmoIntel

ISSN 2817-6995
Oct 2023
Number 11

The First Scientific Journal in
T-Consciousness Research



**The Effects of Taheri Consciousness
Fields on Thermoluminescence
Phenomenon:
The Function of Taheri Consciousness
Fields and the "Residual Memory
Effect" at the Atomic Levels of Matter**



Mohammad Ali Taheri
Originator of T-Consciousness Theory
WWW.JOURNALOFCOSMOINTEL.COM

Interuniversal Press

This page intentionally left blank

WWW.JOURNALOFCOSMOINTEL.COM

Interuniversal Press

**The Scientific Journal of Cosmointel
Vaughan, Canada**

The Scientific Journal of
CosmoIntel

The First Scientific Journal in
T-Consciousness Research

NO. 10 | OCT | 2023

ISSN 2817-6995

**The Effects of Taheri Consciousness
Fields on Thermoluminescence
Phenomenon:
The Function of Taheri Consciousness
Fields and the “ Residual Memory
Effect” at the Atomic Levels of Matter**



All intellectual property and material rights of the issue are
owned by the Scientific Journal of CosmoIntel.

Interuniversal Press

Table of Contents:

Editorial	6
General Considerations of This Issue	9
Experimental Test on the Effect of Taheri Consciousness Fields on Thermoluminescence Phenomenon	14
Experimental Evidence for Persistence of Taheri Consciousness Fields Effects (Memory Effect) on the Thermoluminescence Phenomenon	19
Effects of T-Consciousness Fields on the Thermoluminescence Phenomenon in Populations of TLD Dosimeters with Different Structures	23
Impact of the Different Announcers of Taheri Consciousness Fields on GR-200 Dosimeters	26
Interpopulation Analysis of Function of Taheri Consciousness Fields in the Thermoluminescence Process	29

Editorial

Mohammad Ali Taheri
Founder of T-Consciousness Theory



The Effects of Taheri Consciousness Fields on Thermoluminescence Phenomenon: Examining the Function and Memory of Taheri Consciousness Fields' Effects at the Atomic Level of Matter

DOI: doi.org/10.61450/joci.v2i11.161

Contrary to the complexities of studies in the field of biological and clinical sciences, not only in the study of T-Consciousness Fields but also in conventional science, and in analyzing the mechanisms for the occurrence of processes related to repair, healing, and changes in cellular functions and living beings, when it comes to the concept of life and its countless unknowns

in science, non-biological sciences, especially physics, can be analyzed and interpreted with simplicity and universal logic. According to Taheri's theory of T-Consciousness Fields, the entirety of existence, from its smallest constituent part (subatomic particles) to the whole universe, has been brought into being and structured based on a specific design and pattern derived from T-Consciousness. Furthermore, any functional or structural characteristic observed at the level of each part (microcosm) can also be observed and tracked at the overall level (macrocosm).

Variable T-Consciousness Fields, with different functions, are subsets of the Cosmic Consciousness Network. Based on the new science of "Sciencefact" introduced by Taheri, one can measure and analyze the effects of these T-Consciousness Fields across various fields by designing different experiments. This issue is dedicated to extensive and focused studies in the field of physics, specifically nuclear physics, on a phenomenon called thermoluminescence, using materials known as TLD (Thermoluminescent Dosimeter) chips. One branch of nuclear physics is ionizing radiation dosimetry, which employs specialized and highly sensitive materials and techniques to study the effects of energy and constituent particles of various radiations (from cosmic rays to research and therapeutic sources) on matter, particularly human tissue. Dosimeters are detectors designed to record the effects of various radiation; ideally, a sensitive dosimeter should be able to detect the minutest energy delivery on the material's surface. Dosimeters are categorized into active and passive types. Active dosimeters determine the dose rate value (personal or environmental) online, while passive dosimeters, like TLD, retain radiation effects for a certain period of time. TLD dosimeters are one of the most accurate and sensitive personal dosimeters designed for this purpose. After being exposed to a variety of radiation, from very low to high energy levels, they have the capability, following a specific reading protocol with advanced global devices, to trace the energy amounts from various radiation types and their energy delivery source.

According to Taheri's theory, T-Consciousness is one of the three primary elements of the universe, apart from matter and energy. In this perspective, material particles are described as hardware, which, equipped with software programs that transfer specific information indices, can exhibit specific behaviors and characteristics. When the subject of study, which in these investigations are TLDdiscs,

is affected by T-Consciousness Fields, their behavior changes relative to the control. These results provide evidence of variability in information indices as proposed by me.

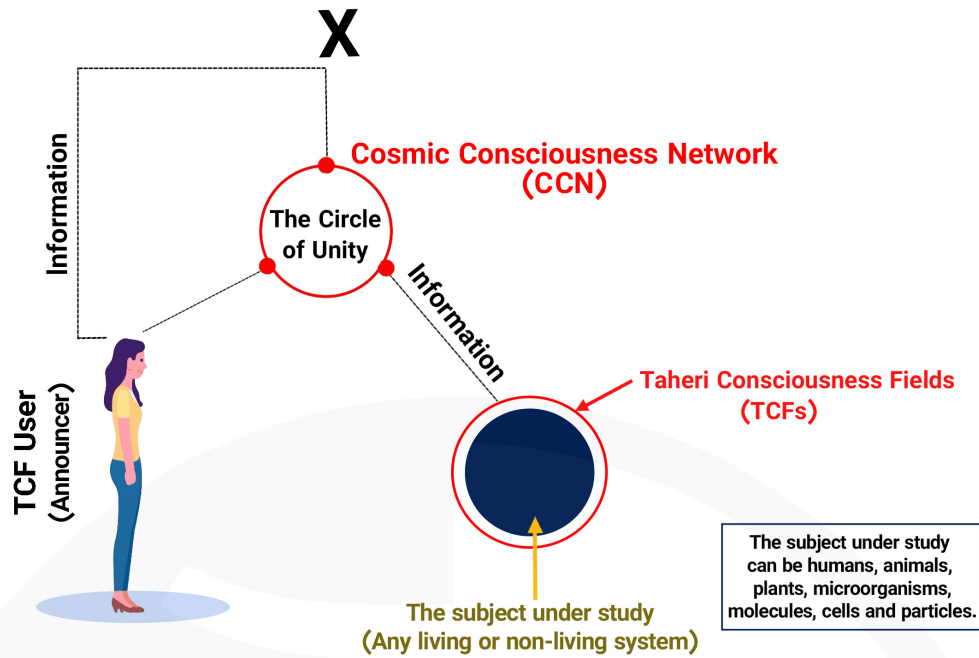
For experimental and laboratory examination of new evidence of T-Consciousness Field Theory, after choosing the topic specific to the reaction between radiation and sensitive TLD dosimeter, and investigating the composite effects of T-Consciousness Fields 1, 2, and 3 on this reaction, several main objectives are pursued:

The first objective is to obtain empirical and laboratory evidence of the distinction and difference between T-Consciousness Fields and energy, especially different types of radiation.

The second is to study the effect of T-Consciousness Fields on the material and energetic components of the system under investigation. Using a sensitive system to record changes, we can examine the effect of T-Consciousness Fields on radiation as a significant component of the universe since its inception.

Third, some studies that are impossible or challenging in other systems due to their complexity, and the presence of numerous uncontrollable variables, or lengthy observation periods should be considered and included in this study. For instance, investigating long-term changes while maintaining identical conditions between the sample and control, analyzing the memory of T-Consciousness Field effects, studying the effect of initial population differences in the type and intensity of response to T-Consciousness Fields (similar to biological studies with cellular and animal models where results analysis is complex), or examining the effect of different TCF Users in measurable empirical results.

It should be noted that, while according to the theory of T-Consciousness Fields and the universal teachings of Erfan Keyhani Halqeh, the theoretical foundation related to all these questions, and countless other potential questions, is specified and analyzable before any empirical testing. Nevertheless, ScienceFact is committed to presenting the various empirical and statistical aspects of the function of T-Consciousness Fields, with the mission of drafting numerous empirical and statistical evidence in this regard. Experimental and laboratory studies on the effects and functions of T-Consciousness Fields in the different fields of living and non-living systems continues.



Schematic picture of the application of Taheri Consciousness Fields (TCFs). The effects of TCFs are initiated through the connection to the Cosmic Consciousness Network (CCN), which is established via the Faradarmangar's (announcer) mind. There are variable TCFs that are a subset of this intelligent network and with applying them specific information is transmitted. This way, the subject under study, comprising living organisms or non-living matters, becomes exposed to the mentioned information. It is important to note that TCFs and proposed information by Taheri do not possess material or energetic entities, making direct quantitative measurement impossible. However, their effects can be recorded through the design of diverse experiments. To accomplish this, obtained data regarding the behaviors or other traits of the subjects under study is collected while under the influence of these fields. These observations are then compared with control groups (those not subjected to TCF treatment), and the results are subsequently analyzed statistically and reported.

General Considerations of This Issue

1-Introduction

1.1. T-Consciousness and the new science of ScienceFact

The nature of consciousness and its position in the science world has received significant attention in the present century. Numerous scientific and philosophical theories have been presented on this subject. In 1980, Mohammad Ali Taheri introduced new fields with a non-material and non-energetic nature called T-Consciousness Fields (TCFs).

According to this view, T-Consciousness is one of the three fundamental elements of the universe, alongside matter and energy. The theory suggests the existence of various T-consciousness fields with distinct functions, categorized under the cosmic internet network, also referred to as the Cosmic Consciousness Network. The most notable difference between the theory of consciousness fields and other theoretical concepts related to T-Consciousness lies in the practical application and usability of T-Consciousness fields. These fields are believed to have an impact on all living and non-living entities, including plants, animals, microorganisms, and substances.

Mohammad Ali Taheri, the founder of Erfan Keyhani Halgheh, introduced the new science of ScienceFact in 2020 as a sub-branch of this school. The term 'ScienceFact' was chosen because it employs scientific research to confirm the existence of T-Consciousness as an indisputable fact. While popular science mainly focuses on matter and energy, ScienceFact investigates the effects of T-consciousness fields, which are considered non-material and non-energy entities. Nevertheless, ScienceFact establishes a common ground between these two domains through repeatable laboratory research in various scientific fields and has used this to

prove "consciousness" and " T-consciousness fields" that are derived from it.

The effectiveness of consciousness fields begins with 'Etesal' or connection between the Cosmic Consciousness Network as the 'Whole' consciousness and the subject of study as the 'Part'. The connection is established via a Faradarmangar or announcer (a certified person entrusted with T-Consciousness fields). The human mind has the role of an intermediary (announcer) which operates through an instance of attention towards the subject, and the main result is achieved over the effects of T-consciousness fields. These fields are not directly measurable by science, but their effects on various subjects can be investigated through repeatable experiments [1].

1.2. T-Consciousness Fields Research Methodology

It has been founded on the process of Assumption, Argument, and Proof, in which the basic assumption is that the Cosmos was formed by a third and the most fundamental element called T-Consciousness which is different from matter and energy. The argument is that the existence of T-Consciousness Fields can be demonstrated by its effects on matter and energy (e.g., humans, animals, plants, microorganisms, cells, materials, etc.). The Proof for this claim is that the scientific verification of effects of TCFs on matter and energy is possible through various reproducible scientific experiments.

1.3 Phases of Study in ScienceFact

Accordingly, to investigate and verify the effects and mechanisms of TCFs, the following five research phases (Phases 0 through 4) and the aims of each phase are outlined as follows. Phase-0 studies aim to prove the existence of TCFs by observing its effects on the subjects under study. The nature of T-Consciousness and

what it is will not be addressed in this phase. Phase-1 explores the varied effects of different TCFs on subjects. Phase-2 examines the reasons behind the variability of the effects of these fields. Phase-3 investigates the mechanism of TCFs effects on matter and energy. Finally, Phase-4 draws significant conclusions particularly with regards to the mind and memory of matter and their relation to T-Consciousness.

1.4 TLD Dosimeters

One of the dosimeters used to determine the radiation dose received by workers in radiation fields is the TLD dosimeter, which operates based on the phenomenon of thermoluminescence [2, 3]. This dosimeter was first introduced in the 1940's and 1950's [4,5]. It is passively used for measuring radiation dose. When radiation interacts with this dosimeter, it records and stores the interaction, and after a certain period of time, the received dose is extracted from it. TLD dosimeters are made in the form of small chips with dimensions of a few millimeters, and their main component is an alkaline salt. This salt is

electrically insulating, and a very small amount of certain impurities is added to it to enhance its performance. Since the thermoluminescence phenomenon involves atomic energy levels in the sensitive material, it can be considered a potential candidate for studying the effects of T-Consciousness fields at the microscopic level. Therefore, in the current research, the possibility of the effects of T-Consciousness fields on thermoluminescence phenomena is being investigated and experimentally tested.

1.5 Thermoluminescence Phenomenon

One of the alkaline salts used to make TLD chips is lithium fluoride (LiF). Figure 1 shows the crystal structure of pure LiF. In this figure, yellow spheres represent lithium atoms, and green spheres represent fluorine atoms. Also, Figure 2 shows the energy levels in this crystal. The width of the forbidden band gap (between the valence and conduction bands) in this crystal, like other insulating materials, is relatively high (on the order of 10 eV) [2]. Therefore, electrons from the valence band cannot easily move to the conduction band on their own. When a

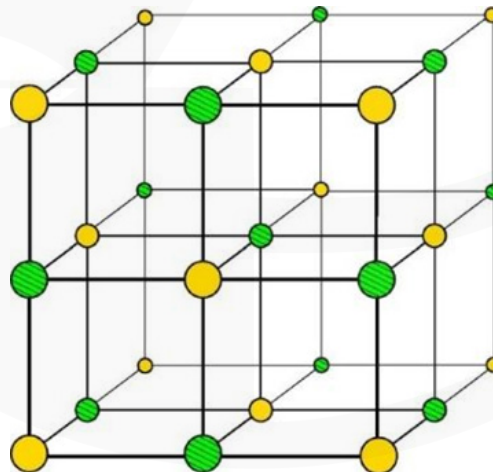


Figure 1 - Crystal lattice of pure LiF: Lithium (green) and fluorine (yellow) atoms arranged alternatively in a cubic lattice.

small amount of impurity is added to the crystal lattice, a few extra energy levels are created within the forbidden band gap.

When a TLD chip is exposed to ionizing radiation, ionization occurs in its sensitive material. This means that due to the energy of radiation, some electrons are separated from the crystal's valence band and get trapped in

one or more impurity energy levels within the forbidden band gap. In these traps, there is a decrease in negative ions, and as a result, electrons tend to get caught in them. Vacant positions for electrons (holes) are also trapped in energy levels within the forbidden band at lower energies. The most suitable crystals for dosimeters are those in which electrons and holes remain trapped in these traps for a longer period. When the TLD chip is heated under specific conditions, electrons move from their traps to the conduction band and then return to the hole traps and are combined with holes, resulting in the emission of a photon of light [3]. In the thermoluminescence reader device, the TLD chip is heated according to a specific protocol, and all possible photons of light are collected.

These photons are converted into electrons in a photomultiplier, and their number is then amplified. Finally, the response of the TLD chip is measured as an electric charge. Furthermore, the changes in the intensity of emitted light versus the applied temperature on the TLD chip are plotted in a curve called the glow curve. In this curve, changes in intensity appear as one or more peaks. Each peak represents a trap location for capturing electrons and statistically reflects the distribution of light emission. The position of each peak also determines the temperature required for releasing electrons from the trap and combining them with holes, resulting in light emission. In the absence of any external factors such as electromagnetic fields, any noticeable changes in the amount of collected electric

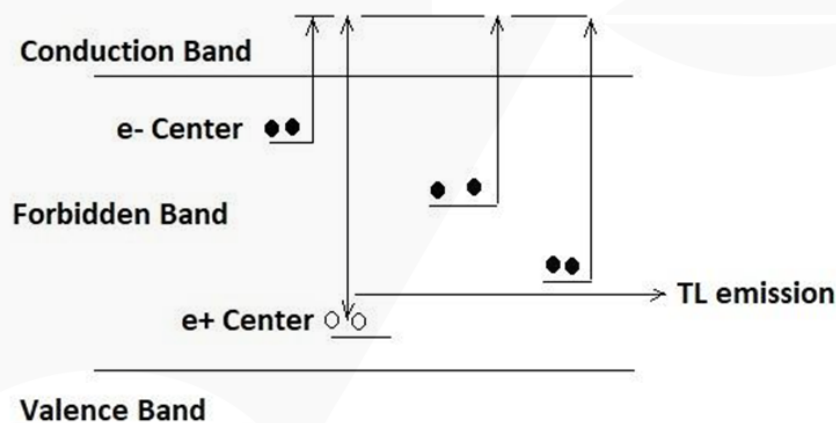


Figure 2 - Conduction and valence bands in the schematic of the TLD dosimeter.

charge and any changes in the characteristics of the glow curve after applying T-Consciousness fields - compared to the initial measured values (before applying the fields)- can be considered as the effect of these fields.

2. Experimental Methods of Study

2.1 Application of T-Consciousness Fields

The samples in the study were exposed to a combination of three T-Consciousness fields (1, 2, and 3) based on protocols available on the COSMOintel research management website (www.COSMOintel.com). Requests for connection to the Cosmic Consciousness

Network for using Faradarmani T-Consciousness Field can be submitted through the COSMOintel website in the "Feedback" section. This access is freely available to all individuals. In order to experience T-Consciousness fields and conduct research in this area, researchers can register on this website at any time. Detailed information about the experiments needs to be provided to the research center, such as the sample numbers and names. This study was conducted as a double-blind trial, meaning that the experts had no knowledge of T-Consciousness fields theory. Additionally, the individual who established the T-Consciousness link had no knowledge of the details of this research (except for the mechanism of the study related to applying

T-Consciousness field 2, which was explained to him). In all measurements, T-Consciousness fields 1, 2, and 3 were simultaneously applied to the TLD chips. Data obtained from untreated chips (without applying T-Consciousness fields) were considered control data. According to the theory of T-Consciousness fields, T-Consciousness field 1 has a general function of influencing the study system and changing it towards optimal recovery according to the rules of the ecosystem. T-Consciousness field 2 functions to change the study system in the direction of the correct and precise request of

the subject researcher. T-Consciousness field 3 functions to eliminate environmental factors that disrupt and negatively affect the behavior of the study system against its optimal conditions.

2.2 Sample Preparation and Reading Protocol

In this research, one of the most commonly used commercial TLD chips, known as the GR-200 chip, was selected to investigate the effect of T-Consciousness fields on the thermoluminescence phenomenon. This chip is made of LiF and contains very small amounts




Figure 3 – A view of commercial thermoluminescent chips GR-200.

of three impurities: copper (Cu), magnesium (Mg), and phosphorus (P), at the ppm level (LiF; Mg,Cu,P). The GR-200 chip exhibits high sensitivity to X-rays, gamma rays, and beta particles. Figure 3 shows an illustration of three GR-200 chips in the form of circular discs with a thickness of 0.9 mm and a diameter of 3.0 mm. A total of 16 GR-200 chips were selected for the experiments.

Sample Preparation Protocol

This was considered uniform and as follows:

1- Heating at 240°C in a furnace for 10 minutes before irradiation to anneal the chips (emptying all traps).

2- Preheating at 100°C in a furnace for 10 minutes after irradiation and before reading (to eliminate low-temperature peaks and instabilities in the glow curve that are not suitable for dosimetry).

Radiation Source: A beta radiation source containing ^{90}Sr was used for irradiating the chips. To be exposed to this source, the chips are placed inside a circular chamber and rotate around the source, with each rotation lasting one minute. This ensures that all chips receive the same amount of radiation.

Reading: The reading of GR-200 chips was performed using a Harshaw 4500 reader (USA). This reader utilizes a weak ^{14}C source embedded inside it for the calibration of thermoluminescent light measured by the electronic system and its

photomultiplier. The reading of this source is considered as the reference light. Additionally, the reader measures its own electronic noise level before starting the reading to separate the collected charge from the noise. During the reading of the GR-200 chips in this research, the noise level and reference light of the reader were measured as 0.0036 nC and 0.0076 nC, respectively. The reading procedure for GR-200 chips was carried out between 50 and 240 °C with a heating rate 25 °C/s.

Types of Measurements in this Study

Measurements in this study were conducted in two general forms. In the first form, one chip was selected to investigate the possibility of the TC field's effect on the thermoluminescence phenomenon. Before applying the T-Consciousness fields, the selected chip was discharged and read. In the next step, after 30 cycles of radiation, preheating, and reading, the chip's response and glow curve were measured. Then, it was discharged again, T-Consciousness fields were applied, and the dosimeter was radiated for 50 more cycles, followed by preheating and reading. These responses and glow curves were also measured. Readings were performed with three repetitions for each chip. In the second form of measurement,

different dosimeters were selected for each test and were simultaneously examined. Initially, all dosimeters were discharged simultaneously. Then, they were radiated for 50 cycles, and after the preheating phase, the electronic charges of the glow curves were measured. Subsequently, to investigate the effect of T-Consciousness fields, all previous steps were repeated, and the T-Consciousness fields were applied simultaneously with the radiation of the chips.

2.3 Statistical Analysis

Differences between time populations were analyzed using the non-parametric Friedman test, assuming the data belonging to each member (i.e., traceable in different populations) were paired. A P-value of 0.05 was considered for each change between the two populations. Any change smaller than this value was considered significant, while changes equal to or greater than it was considered non-significant (ns). The aim of these analyses was to compare population changes in the GR-200 chips at different times, which were performed using GraphPad Prism version 9 software.

References

- 1- Taheri MA: "Human from another outlook" Interuniversal Press; 2nd Edition (September 26, 2013). ISBN-13: 978-1939507006, ISBN-10: 1939507006 2013.
- 2- G. F. Knoll, Radiation Detection and Measurement, Fourth edition, John Wiley & Sons, 2010.
- 3- F. H. Attix, Introduction to Radiological Physics and Radiation Dosimetry, Wiley-VCH Verlag GmbH, 2004.
- 4- C. A. Boyd, Kinetic study of Thermoluminescence of Lithium Fluoride, Ph.D. Thesis, University of Wisconsin, 1948.
- 5- F. Daniels, C. A. Boyd and D. F. Saunders, Thermoluminescence as a research tool, Science, 117, 343-349, 1953.

Experimental Test on the Effect of Taheri Consciousness Fields on Thermoluminescence Phenomenon

Mohammad Ali Taheri¹, Amir Moslehi^{2*},
Firooz Payervand³, Farzad Ahmadkhanlou⁴,
Farid Semsarha⁵

*Corresponding Author: Amir Moslehi
Email: moslehi.amir@yahoo.com

DOI: doi.org/10.61450/joci.v2i11.156

1-Sciencefact R&D Department, CosmoIntel Inc. Research Center, Ontario, Canada

2-Nuclear Science and Technology Researcher, Tehran, Iran

3-Research and Development Consultant, Tehran, Iran

4-Department of Mechanical and Aerospace Engineering, University of California, Irvine, California, USA

5-Biochemistry and Biophysics Research Center, University of Tehran, Tehran, Iran

Abstract

In this paper, the combined effects of T-Consciousness Fields (TCFs) 1, 2, and 3 on the thermoluminescence phenomenon have been investigated. For this purpose, commercial thermoluminescent dosimeter chips GR-200 (LiF:Mg,Cu,P) were selected due to their high sensitivity to radiation. To assess the effects of TCFs on these chips, one GR-200 chip was discharged three consecutive times and radiated with beta radiation from a ⁹⁰Sr source at an equivalent dose of 67.0 mSv (30 cycles in beta irradiator). Subsequently, its response (electric charge) and glow curve were measured. Then, the same chip was discharged three more consecutive times and irradiated under the same conditions, but in this case, TCFs were applied after discharge and simultaneously during irradiation. The results showed that the response of a single chip to TCFs decreased from 8.3% to 7.11% after the first to the third exposure. The observed results indicate a reduction in the response of GR-200 chip due to TCFs, thus experimentally confirming the effect of these fields on the thermoluminescence phenomenon.

Keywords: T-Consciousness Fields, Thermoluminescence, GR-200

Introduction

Obtaining an accurate image of the effectiveness of T-Consciousness Fields (TCFs) at the atomic level requires a highly precise method and specialized treatment [1]. One of the areas where it is believed that the effects of TCFs at microscopic levels can be observed is nuclear science and technology. In this field, interactions of ionizing radiations of atomic and nuclear origins with different materials are taken into consideration in order to apply these radiations in a variety of fields such as industry, medicine, and agriculture. The interaction of ionizing radiations with matter takes place depending on the type and energy of radiation with atoms and/or components within the matter (electrons and nuclei) [2]. As a result of these interactions, physical or chemical changes occur in the matter. These changes are used for the detection of ionizing radiations and determination of their effects on materials, especially living cells and tissues [3].

Nuclear detectors and dosimeters have been designed and built in this regard. While the basis of both instruments is similar, detectors are often used to identify the type and energy of the radiation field [1], and dosimeters are used to determine the biological effects of radiation on the human body [2]. Generally, a detector (or dosimeter) consists of a specific volume of

material for recording radiation interactions; the sensitive matter can be solid, liquid, or gas [4].

Although TCFs do not have matter and energy natures, they can have recordable effects on various subjects. Therefore, these fields can be applied to living and non-living entities. Prior to this study, the effect of TCFs on the magnetic and mechanical properties of some metals has been reported [5, 6]. The aim of this study is to investigate the effect of three types of TCFs on the thermoluminescence phenomenon.

Method: It has been done according to Section 2.2 in the general consideration.

Results and Discussion

The measured response values of a GR-200 chip are presented in Table 1. Figure 1 also shows the trend of changes in the data for TCFs-treated and control groups. As observed, before the application of TCFs, the maximum difference obtained between these values and the average value is 1.3%. This difference is mainly due to the random nature of electron trapping and intrinsic uncertainty in thermoluminescence light emission. It can be said that before the application of these fields, the total charge values of the examined chips were approximately the same.

Table 1 - Readout data of a GR-200 chip before (control) and after the application of T-Consciousness Fields (treated) during radiation with beta radiation at an equivalent dose of 67.0 mSv.

Group	No.	Q (μC)	Difference with Average of Control (%)
Control	Control a	1.378	1.30
	Control b	1.349	-0.81
	Control c	1.354	-0.49
Treated	TCFs a	1.310	-3.82
	TCFs b	1.203	-11.67
	TCFs c	1.218	-10.57

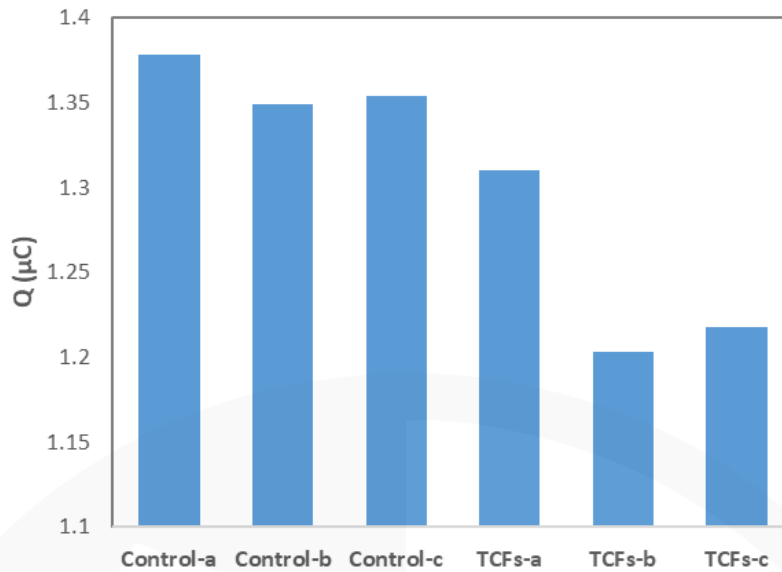


Figure 1. Total Electric Charge Values of a Single Dosimeter in Each Repetition for the Sample and Control Group.

However, after the application of T-Consciousness fields, the response value obtained is less than the average before the application of TCFs, to the extent that after three consecutive applications of TCFs, the difference between the electric charges and the control average (values before the application of T-Consciousness fields) has reached a maximum of 7.11%.

Furthermore, in Figure 2, the measured glow curves for the GR-200 chip are graphed. In part (a), the curves for the untreated chip are shown. As expected, the curves almost completely overlap, consistent with the control values in Table 1. These curves have two peaks (two electron trapping sites), a small peak with a peak temperature of 210°C and a large peak at 236°C. In part (b), the glow curves for the same GR-200 chip after three consecutive applications of TCFs are plotted. It is clear that after the application of TCFs, the glow curve differs from the curves before the application of the fields. For better comparison, the glow curve after the first application, along with the curve before the application of fields, is plotted in part (c). In fact, with the application of T-Consciousness fields, the smaller peak (lower temperature) of the glow curve has decreased in size. Thus, it can be concluded that the applied TCFs had a noticeable and measurable effect on

the thermoluminescence response of the GR-200 chip, reducing the response. Another point is that after the repeated applications of these fields, the smaller peak has further decreased and practically disappeared after the third application of TCFs. It appears that the effect of T-Consciousness fields remains at least until their reapplication to the GR-200 chip, and the effect of the subsequent field applications adds to the previous effect. However, after the third application, no further reduction in charge occurred. This finding itself can be the subject of future investigations regarding the persistence of the effects of TCFs over time and the effects of successive applications of these fields on a sample.

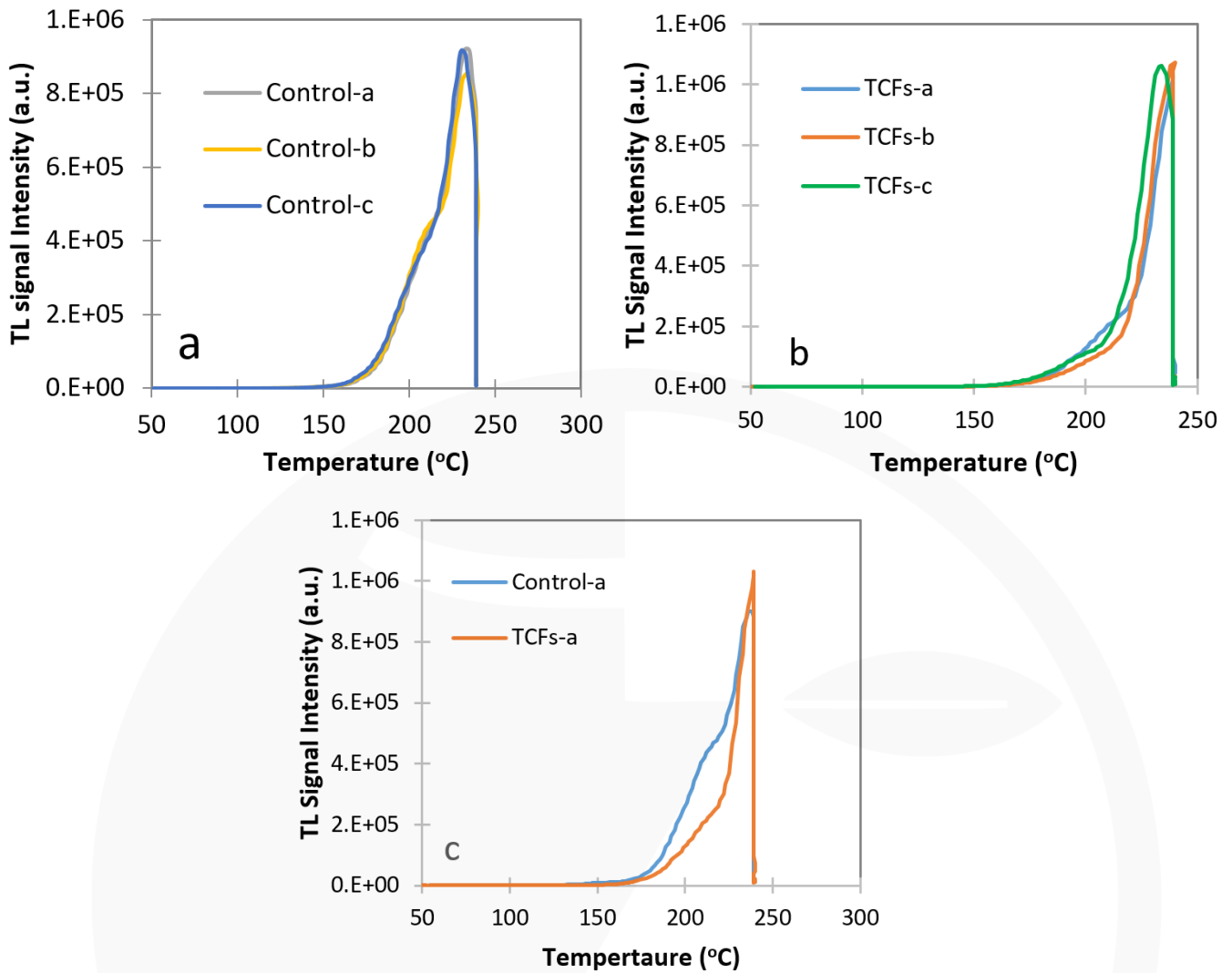


Figure 2 - Changes in the glow curve of the GR-200 Chip, (top, left) before the application of T-Consciousness Fields. (top, right) After the application of T-Consciousness Fields (bottom). Comparison between before and after the first application of T-Consciousness Fields. After the application of T-Consciousness fields, the peak with lower temperature has decreased in size.

In conclusion, the results obtained showed that after the combined application of T-Consciousness fields 1, 2, and 3 on the TLD dosimeter, the response of the GR-200 dosimeter changed from the time before the application of the fields. Additionally, noticeable changes occurred in the structure of the glow curves. Furthermore, in general, the pattern of response changes of the dosimeters can be attributed to a decrease in the number of electrons trapped in the traps created in the crystal and, consequently, the measured electric charge and, therefore, a decrease in the area under the glow curve.

References

- 1- G. F. Knoll, Radiation Detection and Measurement, Fourth edition, John Wiley & Sons, 2010.
- 2- F. H. Attix, Introduction to Radiological Physics and Radiation Dosimetry, Wiley-VCH Verlag GmbH, 2004.
- 3- Chand, S., Mehra, R., & Chopra, V. (2021). Recent developments in phosphate materials for their thermoluminescence dosimeter (TLD) applications. *Luminescence : the journal of biological and chemical luminescence*, 36(8), 1808–1817. <https://doi.org/10.1002/bio.3960>
- 4- Yudelev, M., Hunter, S., & Farr, J. B. (2004). *Thermoluminescence dosimetry in mixed neutron/gamma radiation beam*. *Radiation protection dosimetry*, 110(1-4), 613–617. <https://doi.org/10.1093/rpd/nch162>.
- 5- Taheri, M. A., Payervand, F., Ahmadkhanlou, F., Yazdanparast, R., Torabi, S., & Semsarha, F. (2021). Investigation of the Effect of Consciousness Fields on the Mechanical Properties of Materials. Available at SSRN 3955533.
- 6- Taheri, M. A., Payervand, F., Ahmadkhanlou, F., Torabi, S., & Semsarha, F. (2021). Distinction of Consciousness Fields According to Taheri from Other Conventional Physical Fields: Evaluating the Magnetic Properties of Materials.

Experimental Evidence for Persistence of Taheri Consciousness Fields Effects (Memory Effect) on the Thermoluminescence Phenomenon

Mohammad Ali Taheri¹, Amir Moslehi^{2*},
Firooz Payervand³, Farzad Ahmadkhanlou⁴,
Farid Semsarha⁵

*Corresponding Author: Amir Moslehi
Email: moslehi.amir@yahoo.com

DOI: doi.org/10.61450/joci.v2i11.157

1-Sciencefact R&D Department, Cosmointel Inc. Research
Center, Ontario, Canada

2-Nuclear Science and Technology Researcher, Tehran,
Iran

3-Research and Development Consultant, Tehran, Iran

4-Department of Mechanical and Aerospace Engineering,
University of California, Irvine, California, USA

5-Biochemistry and Biophysics Research Center,
University of Tehran, Tehran, Iran

Abstract

In this study, the persistence of the effect of T-Consciousness Fields (TCFs) on the thermoluminescence (TL) phenomenon has been investigated. For this purpose, a population of thirteen GR-200 chips was selected. Their responses were measured at four different times, including two times before the application of TCFs (one year and two hours earlier) and two times after (i.e., two hours and 21 days later). Preparation, irradiation (with ⁹⁰Sr beta radiation at an equivalent dose of 67.0 mSv), and chip readouts were identical for all times. The results obtained showed that the effect of TCFs continued 21 days after their application. Furthermore, the change in TL response caused by TCFs exhibits dynamic behavior over time. However, the maximum change in response was related to the closest time to the announcement of TCFs (2 hours), and with time, the intensity of changes decreased. Therefore, the results obtained, in addition to providing evidence of the effectiveness of TCFs, indicate that this action can persist beyond the mentioned time interval. According to Taheri's theory, this continuity of effectiveness necessarily requires the existence of memory at the atomic level, which is in accordance with previous studies that have confirmed the existence of mind of matter.

Keywords: T-Consciousness Fields, Thermoluminescence, GR-200, Memory

Introduction

In 1953, F. Daniels et al. first used the thermoluminescence property in a dosimeter [1]. Since then, a large number of TL dosimeters have been developed. Thermoluminescence dosimeters (TLDs) are versatile tools for assessing ionizing radiation doses. The wide range of TLD materials and their various physical forms allow for determining radiation quality overdose levels ranging from microGy to kGy [2]. The major advantages of TL dosimeters are their small physical size and their non-reactivity. This makes them suitable for a wide range of applications in medicine and industry [3].

In the previous study, the experimental effect of T-Consciousness Fields (TCFs) on the thermoluminescence (TL) phenomenon was investigated. The preliminary aim was to determine whether these fields affect the TL phenomenon or not. Then, the change in TL response to TCFs was evaluated. Following the previous experiment and in order to examine the persistence of the effects of these fields on the TL phenomenon, in this study, a population of used GR-200 chips was selected, and their TL responses before and after the

application of three types of T-Consciousness fields, including 1, 2, and 3, were measured. Subsequently, the TL responses of the studied GR-200 chips were measured up to three weeks after treatment. Therefore, the so-called "memory" effect of T-Consciousness fields was quantitatively examined during this time period. Previous studies have addressed the mind and memory of 'matter' in T-Consciousness field research [4], and this study investigates this 'memory' over the course of time.

Method: It has been done according to Section 2.2 in the general consideration.

Results and Discussion

Table 1 shows the response values (in terms of electric charge in μC) of GR-200 chips. In this table, Q_0 and Q_i are the responses from the previous year and the test day, both before the application of TCFs, while Q_{f1} and Q_{f2} are the responses two hours (on the test day) and 21 days after connection. The trend of decreasing responses over time after the TCF connection is evident. Table 1 and Figure 1 demonstrate the persistence of response changes after the TCFs connection, confirming the memory

Table 1 - Response values (μC) of GR-200 chips at two time periods before (Q_0 and Q_i) and two time periods after (Q_{f1} and Q_{f2}) the application of T-Consciousness Fields (TCFs).

Chip ID	Control (Before TCFs)		Treated (After TCFs)	
	Q_0	Q_i	Q_{f1}	Q_{f2}
C4	1.740	1.736	1.606	1.519
D6	1.624	1.582	1.503	1.502
D8	1.790	1.780	1.707	1.691
D10	1.513	1.472	1.239	1.238
D11	1.707	1.697	1.657	1.597
E3	1.789	1.761	1.719	1.633
E6	1.672	1.481	1.429	1.446
E7	1.758	1.753	1.654	1.634
E9	1.614	1.567	1.626	1.538
E10	1.617	1.500	1.466	1.378
E11	1.722	1.698	1.588	1.623
E12	1.731	1.677	1.550	1.468
F2	1.699	1.724	1.523	1.555
Average	1.690	1.648	1.559	1.525

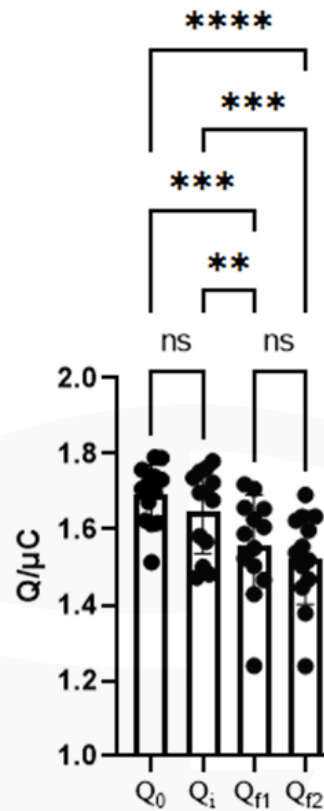


Figure 1. Response values (μC) of GR-200 chips at four different times, before and after the application of T-Consciousness Fields (TCFs) ns: Not significant, **: p-value<0.01, ***: p-value<0.001, ****: p-value<0.0001.

effect of TCFs, which was for at least 21 days in this study. As illustrated in Figure 1, there is a significant difference in responses in the populations after the announcement (of TCFs) compared to before that and one year prior. There is no significant difference between the populations after the announcement (of TCFs), indicating the preservation of changes after the announcement. In other words, the effect of TCFs on GR-200 chips and the TL phenomenon continues for at least 21 days

after the application of the fields, confirming by experiment the existence of ‘memory’ for the effects of T-Consciousness fields on the TL phenomenon and the matter GR-200 chips. According to the theory of T-Consciousness fields, memory necessitates the presence of the mind in matter, and this has been confirmed in previous experimental studies of the effectiveness of TCFs [4].

References

- 1- Shinsho, K., Koba, Y., Tamatsu, S., Sakurai, N., Wakabayashi, G., & Fukuda, K. (2013). *Igaku butsuri : Nihon Igaku Butsuri Gakkai kikanishi = Japanese journal of medical physics : an official journal of Japan Society of Medical Physics*, 33(3), 137–144.
- 2- Kron, T., Schneider, M., Murray, A., & Mameghan, H. (1993). Clinical thermoluminescence dosimetry: how do expectations and results compare?. *Radiotherapy and oncology : journal of the European Society for Therapeutic Radiology and Oncology*, 26(2), 151–161. [https://doi.org/10.1016/0167-8140\(93\)90097-r](https://doi.org/10.1016/0167-8140(93)90097-r)

3- Kron T. (1994). Thermoluminescence dosimetry and its applications in medicine--Part 1: Physics, materials and equipment. *Australasian physical & engineering sciences in medicine*, 17(4), 175–199.

4- Taheri, M. A., Payervand, F., Ahmadkhanlou, F., & Semsarha, F. (2022). The Theory of the Existence of the "Mental Body in Matter" Based on the Experimental Laboratory Results and Taheri Consciousness Fields. *Journal of CosmoIntel*, 1(4), 40-51.



Effects of T-Consciousness Fields on the Thermoluminescence Phenomenon in Populations of TLD Dosimeters with Different Structures

Mohammad Ali Taheri¹, Amir Moslehi^{2*},
Firooz Payervand³, Farzad Ahmadkhanlou⁴,
Farid Semsarha⁵

*Corresponding Author: Amir Moslehi
Email: moslehi.amir@yahoo.com

DOI: doi.org/10.61450/joci.v2i11.158

1-Sciencefact R&D Department, Cosmointel Inc. Research Center, Ontario, Canada

2-Nuclear Science and Technology Researcher, Tehran, Iran

3-Research and Development Consultant, Tehran, Iran

4-Department of Mechanical and Aerospace Engineering, University of California, Irvine, California, USA

5-Biochemistry and Biophysics Research Center, University of Tehran, Tehran, Iran

Abstract

In two previous studies, we investigated the effect of T-Consciousness Fields (TCFs) on the response of GR-200 dosimeters, both on an individual basis (before and after exposure to T-Consciousness fields) and in populations of dosimeter samples (at various time intervals from one year before exposure to 21 days after exposure). These studies revealed a general decrease in the thermoluminescence response after exposure, which persisted as memory for at least 21 days after. In this study, in order to better understand the effectiveness of TCFs and their influence on the initial population, we examined the evidence by changing the samples of GR-200 dosimeters from older (less used) ones from the two previous studies to newer ones. The results suggest that the initial population difference under TCFs treatments does not significantly affect the overall response trend of the samples and is ultimately attributed to structural differences in the samples.

Keywords: TL dosimeter, Thermoluminescence, GR-200, Dosimetry, Structure, T-Consciousness Fields

Introduction

Thermoluminescence (TL) materials have a wide range of applications in various fields, such as personal dosimetry, environmental dosimetry, medical research, and more [1]. These dosimeters function based on a special synthetic structure that takes shape when rare earth elements are introduced into various substrate materials [2, 3]. These materials can be exposed to various types of radiation, such as gamma rays, X-rays, electrons, neutrons, etc., and with very high accuracy, the cumulative dose of radiation can be recorded and retrieved [4]. The sensitivity of TL dosimeter chips to beta radiation in the presence of T-Consciousness Fields (TCFs) has been previously confirmed. In this study, we aimed to investigate the effects of these fields with changes in the initial population of these chips. For this purpose, in this study, we selected nine GR-200 chips that previously had less use in dosimetry (called non-functional in this study)

with elemental correction coefficients (ECC) close to 1. In fact, the purpose of this study is to investigate the effect of TCFs on the diversity of the primary population and to assess changes in the system response.

Method: The research was conducted according to Section 2.2 in the general consideration.

Results and Discussion

The recorded charge values before and after exposure to TCFs are presented in Figure 1 and Table 1. As seen in Table 1 and Figure 1, while confirming the effectiveness of TCFs on populations over different times, with changes from week three, it appears that the significant differences observed in the initial dosimeter samples exposed to the same TCFs ultimately lead to a similar decreasing trend response in this study.

Table 1. Recorded charge values from samples after exposure to beta particles two times before exposure to T-Consciousness fields and two times after that up to 21 days.

Time scales	one year before day 1	Day 1	one minute after treatment in day 1	three weeks after treatment
ID	Q_0	Q_i	Q_{f1}	Q_{f2}
A3	2.197	2.151	2.086	1.928
A6	2.055	2.151	1.653	1.843
A7	2.249	2.560	2.361	2.191
A9	2.249	2.139	2.059	1.584
D2	2.066	2.127	2.042	1.833
E4	2.156	2.038	2.098	1.898
G6	2.114	2.481	2.411	2.229
H8	2.044	2.059	2.075	1.920
I3	2.023	1.989	1.966	1.713
Ave±SD	2.128±0.088	2.188±0.197	2.083±0.220	1.904±0.205

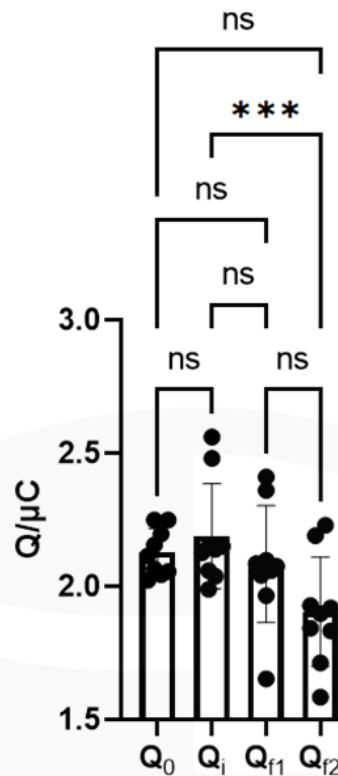


Figure 1. Recorded charge values from samples two times before exposure to T-Consciousness fields (Q_0 and Q_i) and two times after that up to 21 days (Q_{f1} and Q_{f2}). Symbols: ns: Not significant, ***: p-value<0.001.

In fact, what is referred to as the specific response of TLD dosimeters to TCFs is the reduction in charge, which is observable in various individuals and whole populations over different periods of time in this study. This data, in line with the previous study's findings,

demonstrates the 'memory' of the effectiveness of TCFs, which leads to behavioral change of population samples toward the goals and missions declared by TCFs, until the end of the study period.

References

- 1- Kartikasari D., Zulys A., Hiswara E., Nuraeni N.(2018). Synthesis of thermoluminescence dosimeter (TLD) using calcium sulfate (CaSO_4) with variations of dysprosium (Dy) and thulium (Tm) dopants. *AIP Conference Proceedings*; 2023 (1): 020084.
- 2- Ferdeghini, E. M. (2014). 2.10 - Radiation Protection and Dosimetry in x-Ray Imaging. In A. Brahme (Ed.), *Comprehensive Biomedical Physics* (pp. 243-262). Oxford: Elsevier.
- 3- Nuraeni, N., Iskandar, F., Waris, A., Haryanto, F. (2017) Preliminary Studies of Thermoluminescence Dosimeter (TLD) CaSO_4 : Dy Synthesis. *J. Phys.: Conf. Ser.* 877 012065
- 4- Singh, M., Sahare, P. D., & Kumar, P. (2013). Synthesis and dosimetry characteristics of a new high sensitivity TLD phosphor $\text{NaLi}_2\text{PO}_4:\text{Eu}^{3+}$. *Radiation Measurements*, 59, 8-14. doi:<https://doi.org/10.1016/j.radmeas.2013.10.002>

Impact of the Different Announcers of Taheri Consciousness Fields on GR-200 Dosimeters

Mohammad Ali Taheri¹, Amir Moslehi^{2*},
Firooz Payervand³, Farzad Ahmadvanlou⁴,
Farid Semsarha⁵

*Corresponding Author: Amir Moslehi
Email: moslehi.amir@yahoo.com

DOI: doi.org/10.61450/joci.v2i11.159

1-Sciencefact R&D Department, CosmoIntel Inc. Research Center, Ontario, Canada

2-Nuclear Science and Technology Researcher, Tehran, Iran

3-Research and Development Consultant, Tehran, Iran

4-Department of Mechanical and Aerospace Engineering, University of California, Irvine, California, USA

5-Biochemistry and Biophysics Research Center, University of Tehran, Tehran, Iran

Abstract

Previously, in studies examining the effects of T-Consciousness Fields (TCFs) on the thermoluminescence properties of materials, we investigated both used and unused GR-200 dosimeters and also examined the effectiveness of TCFs on these dosimeters for approximately 21 days. The results of previous studies showed that not only do the effects of these fields persist for the duration of the study after treatment, but also, they leave a lasting impact. In this study, we made another change in the studies examining the effects of TCFs on thermoluminescence properties. TCF treatment is established through Faradarmangar's mind or an announcer (a certified and trained individual who has been entrusted with the TCFs). By selecting a population similar to the first study (used dosimeters), we examined the response to TCFs treatments with different announcers (different individuals and genders). According to the results of this study, although the intensity and magnitude of the response have changed due to the change in the announcer, the overall trend of the response remains independent of the announcer and is consistent with the missions assigned by T-Consciousness fields, resulting in a reduction in the response.

Keywords: TLD, Thermoluminescence, Response, Charge, Announcer, T-Consciousness Fields

Introduction

The high precision, accuracy, and sensitivity of Thermoluminescent Dosimeter (TLD) in recording the effects of environmental radiation at electron levels have made them suitable candidates for assessing cumulative doses in nuclear facility workers and patients receiving related services [1, 2]. Previously, studies were conducted on various types of used and unused dosimeters exposed to T-Consciousness Fields (TCFs). Since the announcer is considered part of the intermediary loop of T-Consciousness field effects in the theory of these fields [3], this study was designed and implemented to experimentally investigate his/her effect on the final performance of the field. In this study, we selected 9 GR-200 dosimeters that had been used in previous dosimetry studies (referred to as used) and had a specific and close dosimetric index (ECC). This selection, of course, was

made with the effort to make the population as similar as possible to the previous study population with a different announcer (due to fine atomic and molecular structural differences in these synthetic dosimeters, an exact one-to-one match is not possible, and no two dosimeters are exactly identical).

Method: The research was conducted according to the general consideration in section 2.2.

Results and Discussion

As seen in Table 1 and Figure 1, there is no significant difference in the trend of changes in the average charge of the population at intervals after the announcement until 21 days, despite the relative decrease observed in the trend, and unlike the two previous populations, except for the difference between the population after the announcement and one year before.

Table 1. Recorded charge values from samples and control groups at different times

Time scales	one year before day 1	Day 1	one minute after treatment in day 1	three weeks after treatment
ID	Q_0	Q_i	Q_{fi}	Q_p
A3	1.707	1.612	1.623	1.632
A6	1.545	1.505	1.481	1.533
A8	1.658	1.573	1.547	1.568
A11	1.621	1.539	1.473	1.445
C8	1.68	1.634	1.639	1.646
C9	1.478	1.526	1.487	1.471
D2	1.106	1.056	0.919	0.946
D6	1.363	1.387	1.378	1.479
D12	1.319	1.269	1.065	1.075
Ave±SD	1.497±0.201	1.456±0.188	1.401±0.248	1.422±0.245

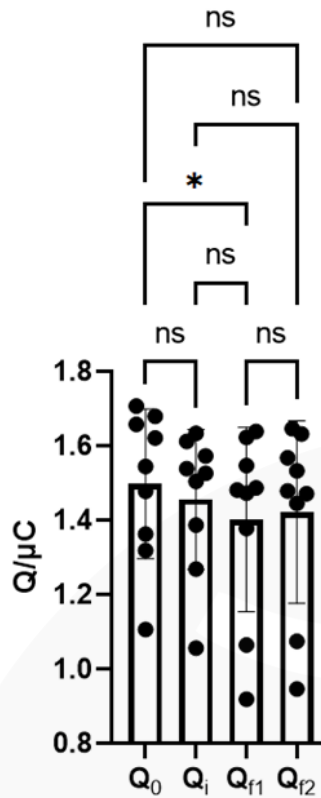


Figure 1. Recorded charge values at different times.
 Q₀: One year ago; Q_i: day of treatment before that Q_{f1}: 2 min after treatment; Q_{f2}: three weeks after treatment. ns: Not significant, *: p-value<0.05.

In fact, what is observed in this data confirms the effectiveness of TCFs under study conditions, with changes occurring in individuals, particularly in the population two hours after the announcement (Q_{f1}), compared to the control. However, the overall trend of the response remains independent of the announcer and, given the non-eliminable individual differences among individuals in the two populations of

this study and the previous similar study, these fluctuations are likely. In fact, the mission of TCFs and the effectiveness of their impact on the system remain independent of the announcer and are determined by the system's goals.

References

- 1- Yu, C. and Luxton, G. (1999), TLD dose measurement: A simplified accurate technique for the dose range from 0.5 cGy to 1000 cGy. *Med. Phys.*, 26: 1010-1016. <https://doi.org/10.1118/1.598493>
- 2- Pedersen, K., Andersen, T. D., Rødal, J., & Olsen, D. R. (1995). Sensitivity and stability of LiF thermoluminescence dosimeters. *Medical dosimetry : official journal of the American Association of Medical Dosimetrists*, 20(4), 263–267. [https://doi.org/10.1016/0958-3947\(95\)02004-7](https://doi.org/10.1016/0958-3947(95)02004-7)
- 3- Taheri MA: “Human from another outlook” Interuniversal Press; 2nd Edition (September 26, 2013). ISBN-13: 978-1939507006, ISBN-10: 1939507006 2013.

Interpopulation Analysis of Function of Taheri Consciousness Fields in the Thermoluminescence Process

Mohammad Ali Taheri¹, Amir Moslehi^{2*},
Firooz Payervand³, Farzad Ahmadkhanlou⁴,
Farid Semsarha⁵

*Corresponding Author: Amir Moslehi
Email: moslehi.amir@yahoo.com

DOI: doi.org/10.61450/joci.v2i11.160

1-Sciencefact R&D Department, Cosmointel Inc. Research
Center, Ontario, Canada

2-Nuclear Science and Technology Researcher, Tehran,
Iran

3-Research and Development Consultant, Tehran, Iran

4-Department of Mechanical and Aerospace Engineering,
University of California, Irvine, California, USA

5-Biochemistry and Biophysics Research Center,
University of Tehran, Tehran, Iran

Abstract

The mechanism related to electron alignments and the movement of electrons between them in the materials constituting TLD chips, along with very precise and sensitive methods of reading charges and counting electrons with different energies located in these levels, make these materials and this technique suitable candidates for studying and observing the effects of T-Consciousness Fields (TCFs). Previously, the effect of TCFs on the population of used and unused GR-200 chips was investigated over a period of about 21 days. Also, in a separate study, the results were examined and analyzed to observe changes with different announcers. In all of these studies, it was revealed that TCFs manifest their effect by reducing the charge read in the population until about 21 days after TCFs treatments. In this study, by summarizing the data obtained from three studies conducted with differences in the structure of the initial population and the announcer, we have compared changes in charge and entropy in these populations. The results of this study showed that the effectiveness of TCFs on these materials is possible, even though these fields are not inherently matter and energy. Moreover, evidence of effectiveness is independent of the structure of the sample and the announcer, together with the reduction of charge and entropy of the system (equivalent to the addition of system information based on the approach of information theory) and delivery of some specific energy to the system, taking into account the law of conservation of matter, energy, and T-Consciousness, in which energy is provided for the system under the influence of the T-Consciousness factor; Also, the specific effect of the TCFs on the targeting of radiation at the level of the material by maintaining its effects in the mind of the material, during this study is evident.

Keywords: TLD, GR-200, Thermoluminescence, T-Consciousness Fields, Entropy Changes, Information Theory, Charge, Mind of Matter

Introduction

According to the nature and structure of TLD chips, the effect of radiation on them must be preserved cumulatively. In fact, it can be said that TLD tablets have a preservation and permanence effect against environmental radiation [1]. The constituent materials of the tablets and their synthetic structure, despite the specific metallic impurity levels, maintain the energy received from environmental radiation while trapping electrons in the corresponding levels. This function of TLD tablets allows them to estimate the absorbed dose in the human body as a radiation dosimeter [2].

Method: The research was conducted according to the general considerations mentioned in section 2.2.

Results and Discussion

In Figure 1, the values of the average charge at different time intervals in each population during the study are shown. As can be seen, all three populations, after the announcement of TCFs, showed a common response of reducing the charge amount, which maintained a general trend with different values in all three populations until the end of the study.

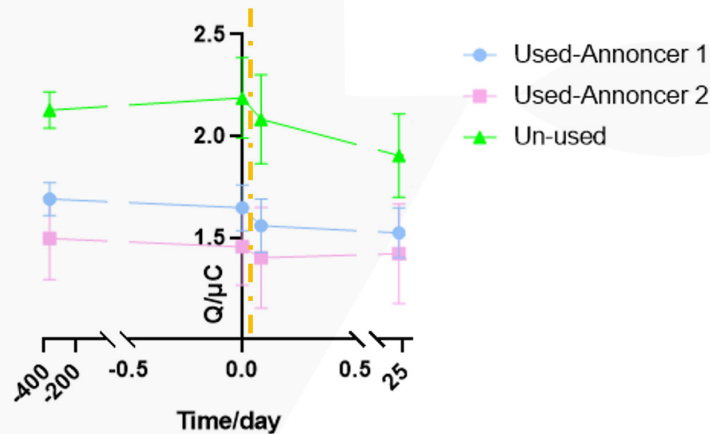


Figure 1. Display of the trend of charge changes in three populations of this study at different time intervals. The orange vertical line indicates the "announcement moment."

The study of changes in entropy in three populations at different time intervals has been calculated based on response data and using equation (1).

$$1) \quad \Delta S = \text{Ln} \frac{Q_2}{Q_1}$$

Here Q_2 is the TLD response (one year before), and Q_1 is the response in the reading on the day of the exposure and before the T-Consciousness Fields treatment. Changes in entropy compared to the two hours prior to the announcement, as shown in Figure 2, provide significant data. The blue and pink populations were very close to each other in the one-year period before the

study, showing completely similar changes in entropy in terms of quantity and with the same sign, which is completely different from the green population with negative changes in entropy. This data well represents the differences and similarities between populations and indicates that the parameter of entropy changes is a significant criterion for evaluating the populations in this study. In the two-hour interval after the announcement compared to two hours before it, the amount of entropy change in all three populations is almost the same, which shows that the changes in entropy show the effectiveness of TCFs even better than the charge direct response.

According to the results of this study, the effectiveness of TCFs in the presence of radiation, indicating changes in radiation behavior in the presence of these fields, is independent of the structure of the sample and the announcer. Also, since necessarily, any change in the amount and distribution of radiation energy and direction on the material at the sample level under the influence of TCFs,

requires a significant and essential amount of energy and is not provided in the test conditions and by the test setup, practically this energy cannot originate except from TCFs. Therefore, the result of this test supports the change in the law of conservation of matter-energy under the conditions of this test, to the law of conservation of matter-energy and T-Consciousness, which is part of the theory of T-Consciousness Fields [3].

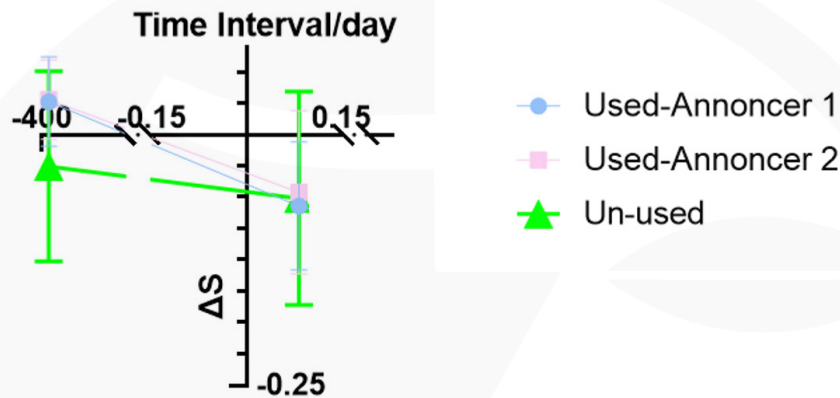


Figure 2. Display of the trend of entropy changes in three populations of this study at different time intervals.

The reduction in entropy under the influence of TCFs is equivalent to an increase in information in the TLD chips. The effect of these fields is such that the interaction of radiation with matter is intelligently selected to achieve the desired effect. According to the theory of TCFs, for a substance or energy system to be "information-receptive" and to exhibit behavioral changes under the influence of T-Consciousness fields, it must possess a 'mind' [4,5]. Therefore, the

creation and preservation of the effectiveness of TCFs throughout the study period in this research indicate the presence of mind in matter, which has been confirmed in previous experimental studies of the effectiveness of T-Consciousness Fields [4].

References

- 1- Bos A. J. J. (2017). Thermoluminescence as a Research Tool to Investigate Luminescence Mechanisms. *Materials (Basel, Switzerland)*, 10(12), 1357. <https://doi.org/10.3390/ma10121357>
- 2- Damulira, E., Yusoff, M. N. S., Omar, A. F., & Mohd Taib, N. H. (2019). A Review: Photonic Devices Used for Dosimetry in Medical Radiation. *Sensors (Basel, Switzerland)*, 19(10), 2226. <https://doi.org/10.3390/s19102226>
- 3- Taheri, M. A., Payervand, F., Ahmadkhanlou, F., Torabi, S., & Semsarha, F. (2022). Introduction to Biological Dark Energy: Experimental Evidence of Information Transfer under the Influence of Taheri Consciousness Fields and Investigating the Effects of the Fields on the Properties/Behavior of Water and a Biological Cell. *Journal of CosmoIntel*, 1(9), 56-67.
- 4- Taheri, M. A., Payervand, F., Ahmadkhanlou, F., & Semsarha, F. (2022). The Theory of the Existence of the "Mental Body in Matter" Based on the Experimental Laboratory Results and Taheri Consciousness Fields. *Journal of CosmoIntel*, 1(4), 40-51.
- 5- Taheri MA: "Human from another outlook" Interuniversal Press; 2nd Edition (September 26, 2013). ISBN-13: 978-1939507006, ISBN-10: 1939507006 2013.

The Effects of Taheri Consciousness Fields on Thermoluminescence Phenomenon: The Function of Taheri Consciousness Fields and the “Residual Memory Effect” at the Atomic Levels of Matter

According to Taheri's theory, in addition to matter and energy that are examined in conventional science, “T-Consciousness” exists as a fundamental component of this frequency universe, from which matter and energy emerge. There are also various T-Consciousness Fields with different functions, and while they are neither material nor energetic in nature, their effects can be reported by designing different experiments. Unlike complex biological systems, experiments on materials and the field of physics with predictable laws allow better and clearer observation of the effects of T-Consciousness Fields.

Studies on the thermoluminescence phenomenon showed that the application of T-Consciousness Fields causes radiation targeting. In other words, random radiation collisions give way to specific measures at different levels of atomic levels. This process is coupled with reduced entropy and increased information in the system under study. A change in the behavior and direction of beams necessarily requires energy consumption, although no conversion of matter to energy has been observed in these experiments.

Now, the question is, how has the energy needed for this process been supplied? This issue summarizes the results and analyzes them based on T-Consciousness Field Theory.

